


## Holder of the document

1 SURNAME(S) *	2 FIRST NAME(S) *	3 ADDRESS
Špačková	Zuzana	742 75 Lichnov 245 Czech Republic
4 DATE OF BIRTH	5 NATIONALITY	
25. 10. 1960	Czech	
dd mm yyyy		


## Issuing organisation

6 NAME OF THE ORGANISATION *	7 DOCUMENT NUMBER *	8 ISSUING DATE *
Střední průmyslová škola, Obchodní akademie a Jazyková škola s právem státní jazykové zkoušky, Frýdek-Místek, příspěvková organizace	CZ/00/2018/2924/004/MT/12	27. 07. 2018
		dd mm yyyy

## Sending partner

9 NAME AND ADDRESS *	10 STAMP AND/OR SIGNATURE
Střední průmyslová škola, Obchodní akademie a Jazyková škola s právem státní jazykové zkoušky, Frýdek-Místek, příspěvková organizace 28. října 1598 738 01 Frýdek-Místek, Czech Republic	
11 SURNAME(S) AND FIRST NAME(S) OF REFERENCE PERSON/MENTOR *	12 TELEPHONE
Tobiáš Martin	+420 558 406 211
13 TITLE/POSITION	14 E-MAIL
Mgr./ Coordinator of EU projects	tobiasm@spssoafm.cz

## Host partner

15 NAME AND ADDRESS *	16 STAMP AND/OR SIGNATURE
Executive Training Institute Malta, ESE Building, Paceville Avenue, St. Julians, STJ 3103, Malta	
17 SURNAME(S) AND FIRST NAME(S) OF REFERENCE PERSON/MENTOR *	18 TELEPHONE
Sandra Attard-Montalto	+356 23 796321
19 TITLE/POSITION	20 E-MAIL
Director of Academic Development & Training	sandra.attardmontalto@etimalta.com

\* Headings marked with an asterisk are mandatory.

## Description of the mobility experience

---

### 21 OBJECTIVE OF THE MOBILITY EXPERIENCE \*

- To introduce the principles of CLIL
- To practise integrating the core ideas underpinning CLIL into various teaching contexts

### 22 EDUCATION OR TRAINING INITIATIVE IN THE COURSE OF WHICH THE MOBILITY EXPERIENCE WAS COMPLETED

In-service Training – CLIL Methodology

### 23 COMMUNITY OR MOBILITY PROGRAMME INVOLVED

Erasmus + 2018-1-CZ01-KA101-047503

### DURATION OF THE EUROPASS MOBILITY EXPERIENCE

24 FROM \* 23. 07. 2018 25 TO \* 27. 07. 2018  
dd mm yyyy dd mm yyyy

## Skills acquired during the mobility experience

---

### 26A ACTIVITIES/TASKS CARRIED OUT \*

The course consisted of practical sessions & workshops covering the following areas:

- Icebreaker / Introduction to CLIL
- Overview of CLIL: Teachers' Aspirations
- The 5 Cs
- Lesson Planning
- Communication: BICS & CALP
- Dictogloss practice
- Cognition
- Bloom's Revised Taxonomy
- Thinking Skills – HOTS & LOTS
- Fat vs Skinny Questions
- Competences & Can Dos
- Bringing Culture/Community into the Classroom
- Scaffolding & ZPD
- Graphic Organisers
- Looking at scenarios
- Learner Differences - Multiple Intelligences
- Assessment & Evaluation Grids
- Conclusion & Reflection

### 27A JOB-RELATED SKILLS

Capability to integrate the core principles of CLIL into Lesson Planning

### 28A LANGUAGE SKILLS

Language skills developed through continuous communication in English during the lessons and during the collaborative work, through wide use of web-pages written in the same language and through the use of specific, technical vocabulary. The social programme also provided immersion in the language.

### 29A COMPUTER SKILLS

ICT competences of applying technology in the CLIL lesson in order to improve the student's motivation

### 30A ORGANISATIONAL / MANAGERIAL SKILLS

Team working skills in face to face communication. Gaining ideas for changing group dynamics in the classroom. Class management skills obtained by improved motivation, communication and cooperation.

31A COMMUNICATION SKILLS

Improving personal communication competencies


32A OTHER SKILLS

Improving knowledge of local culture and history

33A DATE \*

27. 07. 2018  
dd mm yyyy

34A SIGNATURE OF THE REFERENCE PERSON/MENTOR \*



35A SIGNATURE OF THE HOLDER



\* Headings marked with an asterisk are mandatory.